

# Von Palo Alto in den Schwarzwald. Eine Kurzgeschichte von „Low“- bis „Ultra“-HPLC

Gerard Rozing,  
Agilent Technologies (ret.)  
Waldbronn, Germany  
<http://www.rozing.com>




**AGILENT  
FORUM  
ANALYTIK**

**12.-13. FEBRUAR 2013**

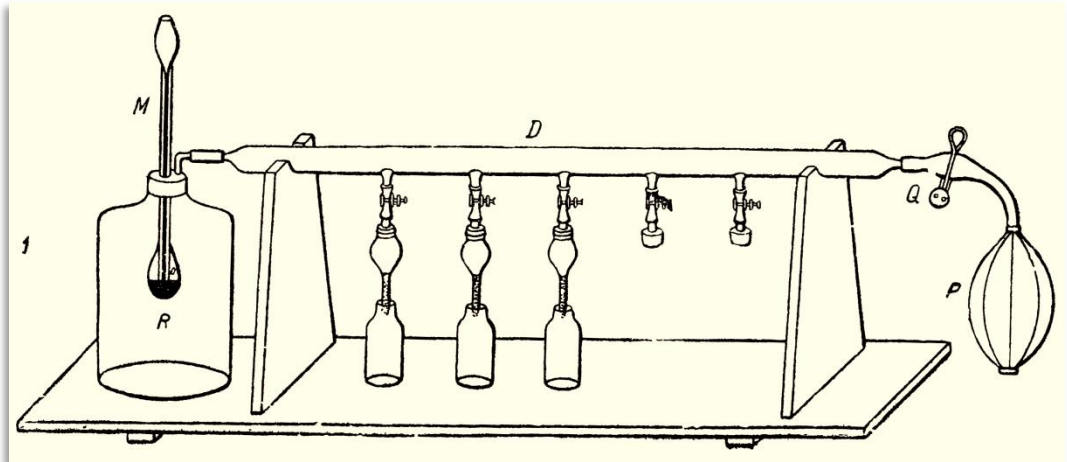
AUSTRIA TREND HOTEL WIEN  
SCHLOSS WILHELMINENBERG

- Timeline of Liquid Chromatography
- Black Forest Roots
- Hewlett-Packard Culture → HPLC System Technology
- Modern Times: towards Ultra High Performance Liquid Chromatography

# Dawn of Chromatography



Drawings: Mikhail S. Tswett, publications in 1903-1910



- Sample: solvent extract of plant leaves
- Column filled with chalk and alumina particles
- Solvent same as sample solvent
- Identification (“eye” colorimeter)
- Gravity flow, no control, air (gas) pressure driven
- Partition chromatography ?

M.S. Tswett proposed the name chromatography [from the Greek words *chroma*, meaning color, and *graph*, meaning writing → literally, color writing. Curiously though, the Russian word “tswet” means *color*]

# Martin & Synge, 1941

Nobelprize for chemistry in 1952 for “*their invention of partition chromatography*”

## 151. A NEW FORM OF CHROMATOGRAM EMPLOYING TWO LIQUID PHASES

1. A THEORY OF CHROMATOGRAPHY
2. APPLICATION TO THE MICRO-DETERMINATION OF THE HIGHER MONOAMINO-ACIDS IN PROTEINS

BY A. J. P. MARTIN AND R. L. M. SYNGE

*From the Wool Industries Research Association, Torridon, Headingley, Leeds*

*(Received 19 November 1941)*

Biochem J., 35(12): 1358–13 (1941)

$$N = \frac{\text{Length}}{\text{Height Equivalent to a Theoretical Plate}}$$

*HETP*: dependent on slowness mass transport between mobile & stationary phase

Proposed two further contributions to band broadening: the first arising from the complex flow pattern in a packed bed, and the second from axial molecular diffusion.

$$H = A + \frac{B}{u} + C_m u + C_s u$$

“van Deemter” equation

- A zone dispersion contribution based on flow velocity inequalities in the packed bed and “assumed to be independent of flow velocity” (**NOTE!**)
- B zone dispersion contribution based on axial molecular diffusion
- $C_m$   $C_s$  dispersion contribution slowness of mass transport in the mobile resp. stationary phase

J.J. van Deemter, F.J. Zuiderweg, A. Klinkenberg, Chemical Engineering Science, Vol. 5, Issue 6, 271–289 (1956)

S.J. Hawkes, J. Chem. Educ., Vol. 60, Issue 5, 393, (1983)

# The 60ties

“grounding fathers”  
Fundamentals of HPLC

# The 60ties – Fundamentals of HPLC

J.C. Giddings, Anal. Chem., 36(10) 1891 (1964),

Comparison of the Theoretical Limit of Separating Ability in Gas and Liquid Chromatography

J.C. Giddings, Anal. Chem., 37(10) 60 (1965),

Comparison of Theoretical Limit of Separating Speed in Gas and Liquid Chromatography

J.C. Giddings, "Dynamics of Chromatography", Marcel Dekker, New York, 1965

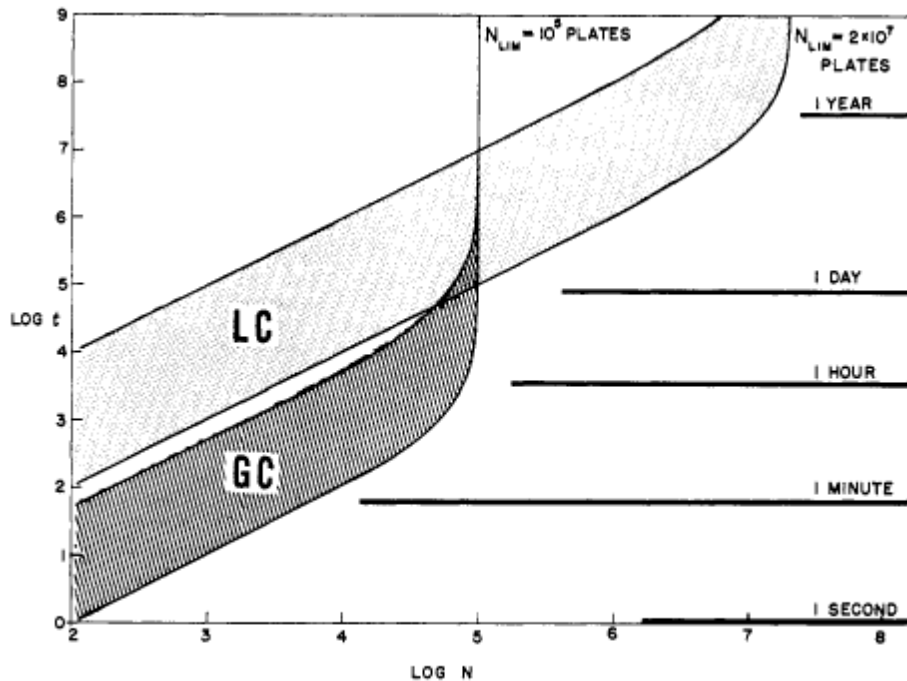


Figure 1. Comparison of separation time in gas and liquid chromatography as a function of the number of required plates

1<sup>st</sup> Kinetic Plot!!! (Desmet et al.)  
A-term flow dependence

# The 60ties – Fundamentals of HPLC



Josef Huber

## High Efficiency, High Speed Liquid Chromatography in Columns

by **J. F. K. Huber**, Analytical Chemistry Laboratory, University of Amsterdam, Amsterdam, The Netherlands

J. of Chrom. Sci., 7, 85 (1969)



Csaba Horvath

## Column Design in High Pressure Liquid Chromatography

by **Csaba Horvath\*** and **S. R. Lipsky**, Physical Sciences Section, Yale University School of Medicine, New Haven, Connecticut

J. of Chrom. Sci., 7, 109 (1969)

Invented acronym:

**“High Performance Liquid Chromatography”**



John Knox

## Kinetic Conditions for Optimum Speed and Resolution in Column Chromatography

by **J. H. Knox** and **M. Saleem**, Department of Chemistry, University of Edinburgh, Scotland.

J. Chrom. Sci., 7, 614 (1969)

“Knox” equation

$$h = Av^{0.33} + \frac{B}{v} + Cv$$



*Fifth International Symposium on Advances in Chromatography held in Las Vegas, Nevada, January 20-23, 1969.*

## Requirements for HPLC

- Very small particles ( $\leq 10 \mu\text{m}$ )
- High pressure as solvent driving force (max. 400 bar)

# The 70ties - Growth

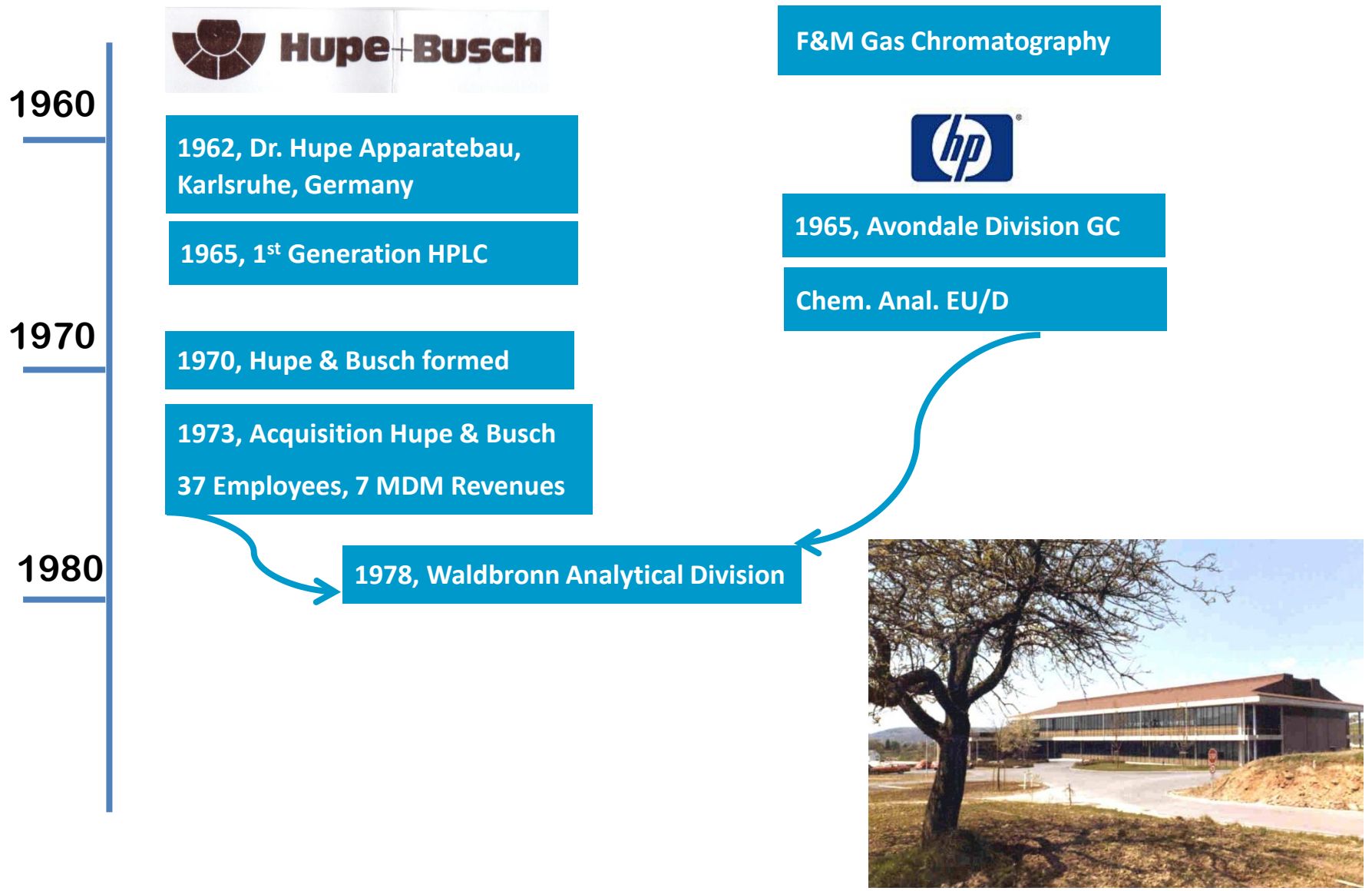
Instrumentation

Column Technology & Stationary Phases


More Fundamentals & New Methods

and Application Development

# “Black Forest Roots”




# UFC 1000: "Objekt der Begierde"



Ann. Rev. 7 Million DM  
37 Employees

150 cm, 300 kg

# UFC 1000: "Objekt der Begierde"



Ann. Rev. 7 Million DM  
37 Employees

150 cm, 300 kg

# HP1080 Series (1976 -1984)


**HP 1084B**  
First Microprocessor Controlled HPLC System  
with On-Line UV-VIS Spectrum Acquisition



**HP 1081B**  
First Microprocessor Based  
Isocratic HPLC System with  
Data System Control

# HP 1080 Series – Analytica 1976

First Microprocessor Controlled HPLC



Dedication:

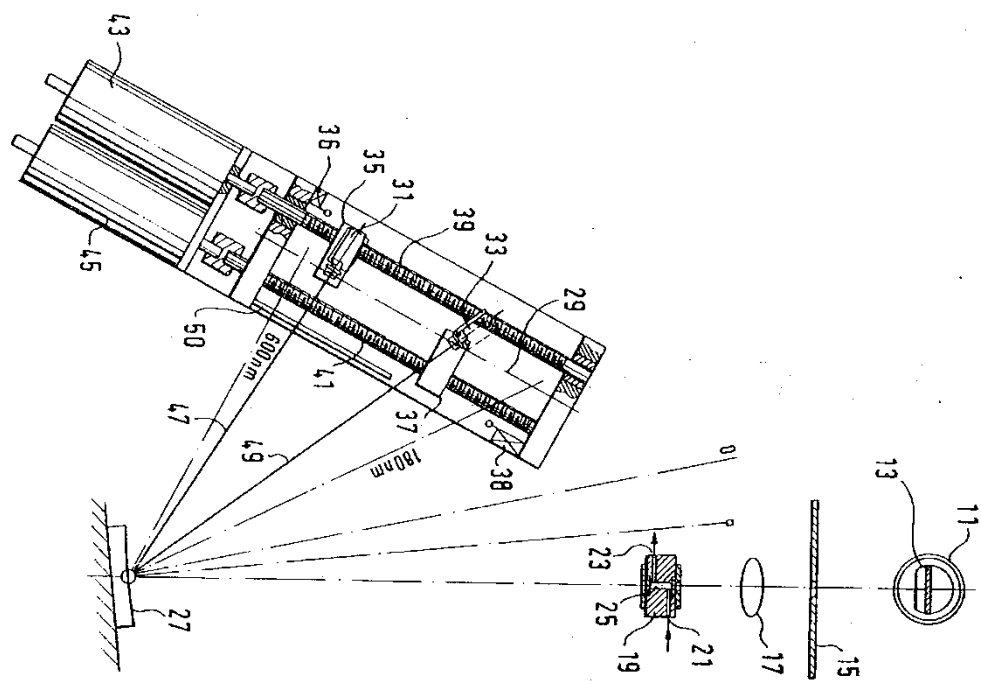
M.S. Tswett  
1872 – 1919  
Vater der Chromatographie

HP 1080 Liquid Chromatograph  
Analytica 1976  
Zum 70. Geburtstag der Chromatographie

# HP1080 Series - 1978

## Variable Wavelength Detection by „reversed optics“

FIG. 1



### New HP 1084B

The original Hewlett-Packard 1084A processor-controlled liquid chromatograph introduced new standards of precision, automation and reliability, and freed the chromatographer from a lot of tedious manual intervention.

The new 1084B liquid chromatograph combines all the original innovations with a new automatically controlled variable wavelength UV/visible detector and a new expanded software package.

These advances, together with the recently introduced automatic sampling system, provide new modes of operation which enable HPLC method development, routine analysis and trace analysis to be performed with far greater precision and efficiency.

**Pre-programmed variable wavelength detection.** Now you can have fast, pre-programmed wavelength changes during an analysis, allowing individual sample components to be detected at their optimum wavelength. A scanning capability aids your method development and helps to confirm qualitative identification.

**Pre-programmed parameter changes.** The new software package allows you to change separation parameters, wavelength sequences, calibration factors and calculation procedures between runs, automatically. An automatic sampling system holds up to 60 samples.

**HP 1084A can be upgraded.** If you already use an HP 1084A and wish to have these enhanced capabilities, rest assured your equipment can be quickly upgraded on site. Why not write for details?

# HP: innovators in HPLC



HEWLETT **hp** PACKARD

Hewlett-Packard Co., Route 41, Avondale, Pennsylvania 19311, USA  
 Hewlett-Packard GmbH, Ohmstrasse 6, D-7500 Karlsruhe 41, Germany  
 CIRCLE 95 ON READER SERVICE CARD  
 ANALYTICAL CHEMISTRY, VOL. 50, NO. 6, MAY 1978 • 587 A






#### PHOTOMETRIC ABSORPTION DETECTOR

Inventors: **Alfred Maute, Holzgerlingen; Konrad Teitz, Pfinztal-Berghausen; Klaus Baier, Karlsruhe; Hans Heid, Bammental-Heidelberg, all of Fed. Rep. of Germany**




# Hewlett-Packard Culture Innovation, Teamwork, Contribution



**Dieter Höhn, GM**



**Dr. Alfred Maute**




**Dieter Lindenau**




**Dr. Bob Brownlee**

# The 70ties – Stationary Phases

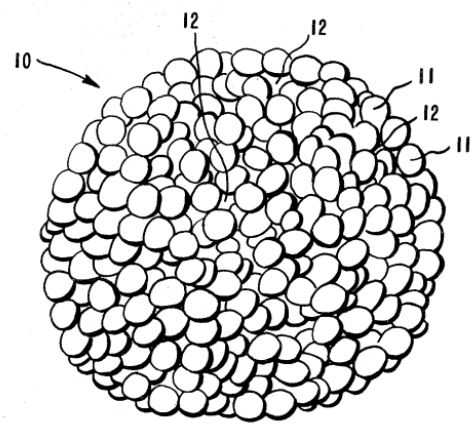
# The Master of Porous Silica



# The 70ties – Stationary Phases



**COMPLETELY POROUS MICROSPHERES FOR CHROMATOGRAPHIC USES**  
 Inventor: **Joseph J. Kirkland**, Wilmington, Del.  
 Assignee: **E. I. du Pont de Nemours and Company**, Wilmington, Del.  
 Filed: **Apr. 7, 1972**





**US Patent 3,782,075**



**PREPARATION AND PROPERTIES OF REVERSED PHASES\***  
 KARL KARCH, IMRICH SEBESTIAN and ISTVÁN HALÁSZ  
*Angewandte Physikalische Chemie, Universität Saarbrücken, Saarbrücken (G.F.R.)*

**J.Chrom., 122, 3, (1976)**

# The 70ties – Column Technology



4.6 mm i.d.  
10 – 30 cm length  
5 – 10 µm particles, irregular, spherical  
reversed phase C18  
5000 – 20000 plates

## **Many Separation Modes** (besides Liquid Liquid Chromatography)

- Reversed Phase Chromatography
- Ion Exchange
- Size Exclusion Chromatography
- Ion-Pair (Soap) Chromatography

## **Small Molecule Separations not well suited for GC**

- Amino Acids
- Carbohydrates
- Polar/Ionisable Pharmaceuticals



## OPTIMIZATION IN LIQUID CHROMATOGRAPHY

Georges Guiochon  
Laboratoire de Chimie Analytique Physique  
École Polytechnique  
Palaiseau, France

High-Performance Liquid Chromatography,  
*Advances & Perspectives*,  
Ed. Cs. Horvath,  
Vol.2, page 1, (1980)

I. Introduction . . . . .	1
II. Resolution and Efficiency . . . . .	2
III. Analysis Time, Flowrate, and Pressure . . . . .	6
IV. Flow Velocity and Column Efficiency . . . . .	7
V. What to Optimize in Liquid Chromatography . . . . .	15
VI. Equations Used for Optimization . . . . .	17
VII. Ways to Achieve 5000 Plates in 5 Minutes . . . . .	19



# The 80ties

## 2<sup>nd</sup> Generation HPLC Systems Bio-chromatography

## Objective

To design an instrument which would be able to meet at least the demands governed by a 100x2.1 mm column packed with 5  $\mu\text{m}$  particles to generate 5000 plates and concomitantly satisfy the general demands to quality



# “The Iron Rule of Chromatography”

**Criterion for peak fidelity:**

Accept maximally 10% loss in peak resolution due to external zone broadening for a peak with  $k' = 1$ .

$$R/R_{\max} \geq 0.9$$

$$R = \frac{V_{R,j} + V_{R,i}}{\sigma_{v,j} + \sigma_{v,i}}$$

$$0.9 \geq \frac{\sigma_{v,col}}{\sigma_{v,tot}}$$

$$\sigma_{v,ext} \leq 0.5\sigma_{v,col}$$


$$\sigma_{v,tot}^2 = \sigma_{v,ext}^2 + \sigma_{v,col}^2$$

**Design Center for HP1090:  
Column, 100x2.1 mm, 5  $\mu\text{m}$  particles**

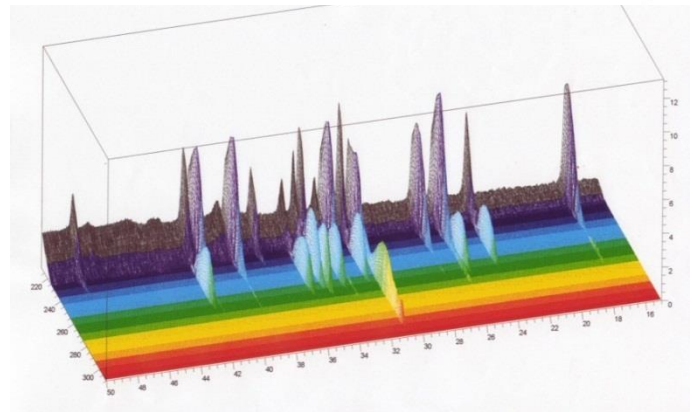
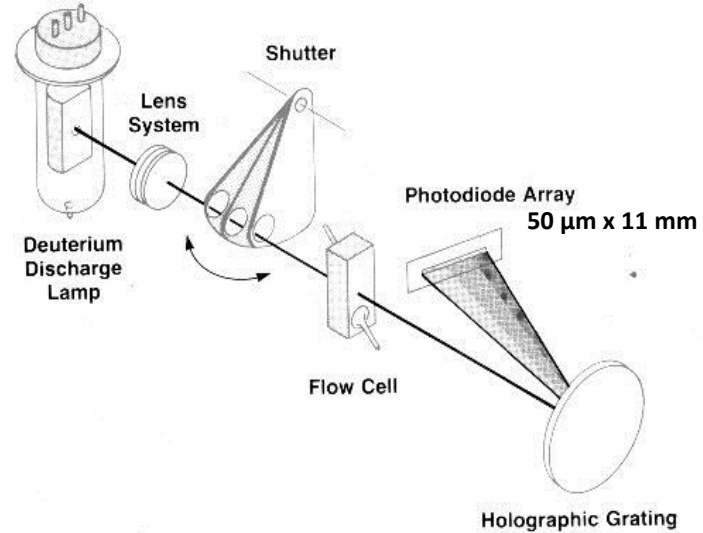
**→ Low Dispersion Liquid Chromatography**

$$\sigma_{v,ext} \leq 3.5\mu\text{L}$$

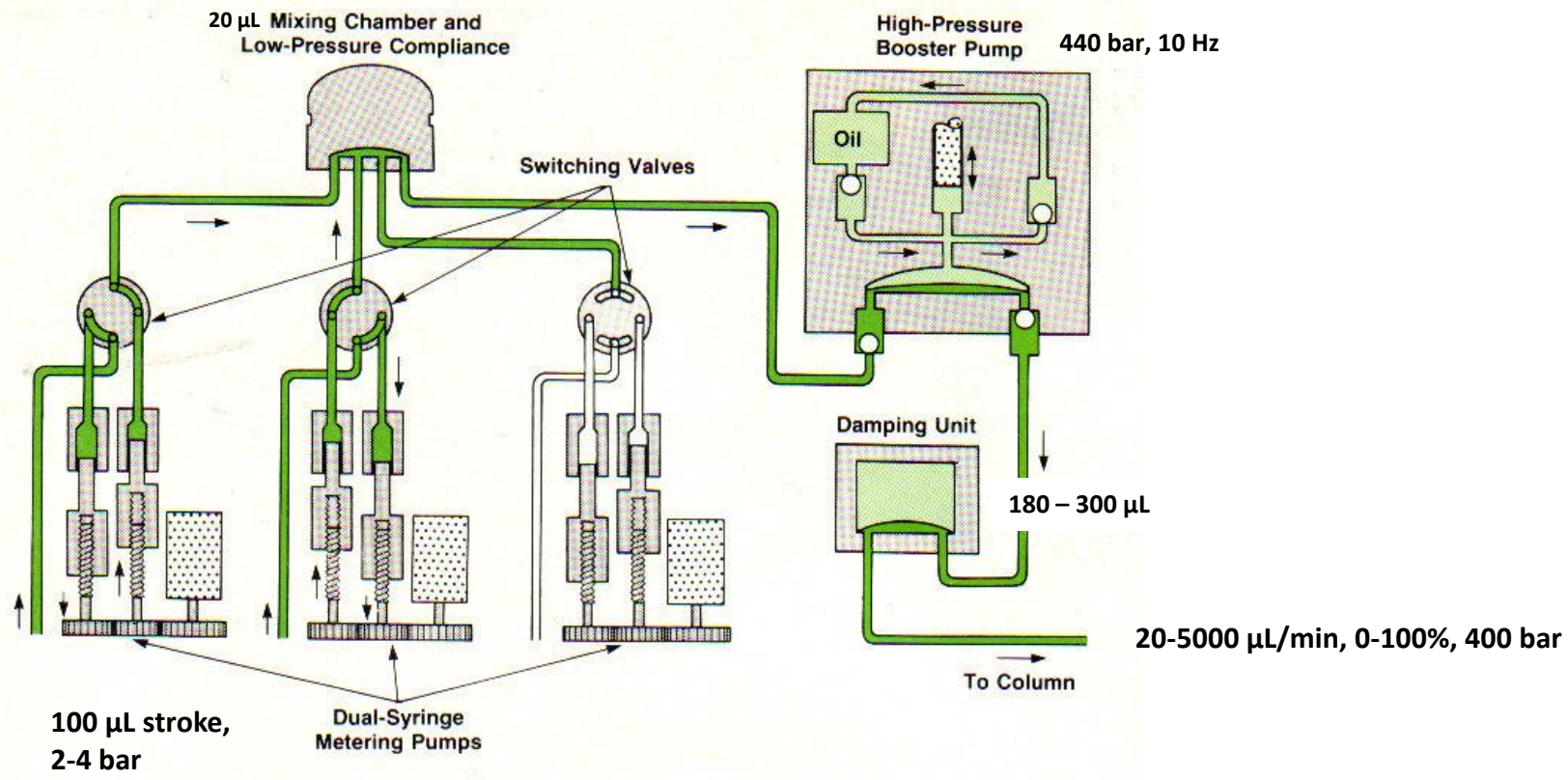
# “Integrated Modularity” – HP1090



## Diode Array Detector Reversed Optics



# High Dynamic Range Solvent Delivery



# A Great Machine – HP 1090 Series

**When it finally worked,  
it worked GREAT !!**



**Dieter Höhn**  
**Vice President HP**

# HP1050 Series -1988

Modular HPLC System

Multiple Detection Options

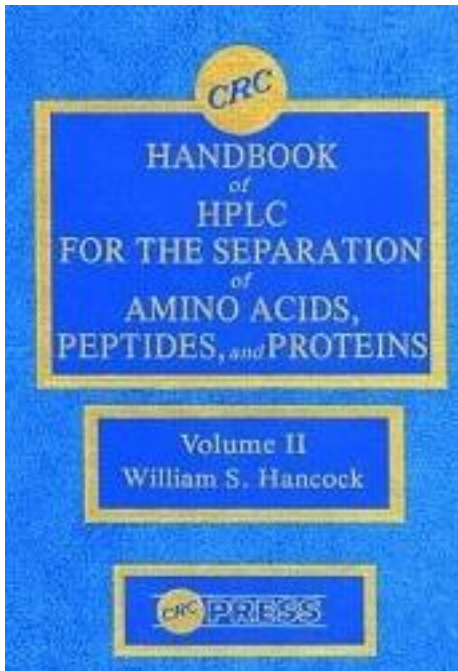
Electronic Data Storage



# HP 1050 Series



Pumping “bubbles”!!




The Biocompatibility Issue:

**Inertness** → no interaction between protein and system

**Corrosion resistance** → no interaction between solvent and system

Non-metal HPLC systems.

# Growth in the Eighties





# The 90ties

Routine Pharma  
Solutions

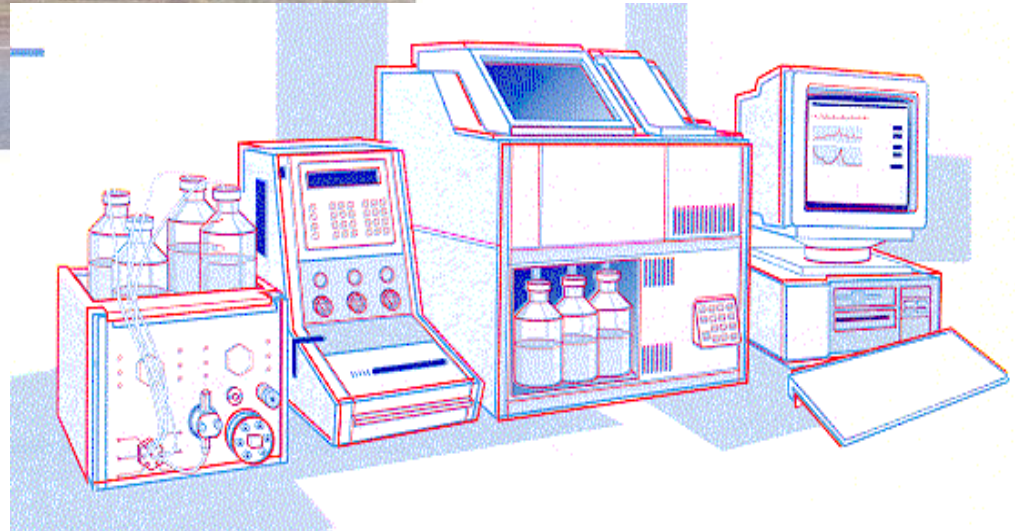

Hyphenated Methods esp. LC-MS  
Proteomics

# Hewlett-Packard Values, Community - Rhine Basin Program - 1989

A European program  
for a better quality of life

The Rhine River


A vital ecological  
system,  
cultural lifestream  
for millions of  
Europeans



# HP 1100 Series - 1995



# HPLC Becomes Routine in Pharma



- Accuracy and precision of quantitation
- Reproducibility (day-to-day, system-to-system)
- Sensitivity (impurity detection)
- Standardization of methods (Pharmacopoeia)
- System and method validation
- Robustness of methods
- Ease-of-use
- Cost-of-ownership

# The New Millennium

HP Measurement Business becomes Agilent Technologies

HPLC Rediscovered → UHPLC

Miniaturization → HPLC-Chip

How to achieve a particular plate number  $N_{req}$ , say 50,000 plates, in the shortest time possible at **given maximal pressure** available ?

**According to:**

J.H. Knox and M. Saleem. J. Chromatogr. Sci., 7, (1969), p. 614

G. Guiochon, Anal. Chem., 52, 2002 (1980)

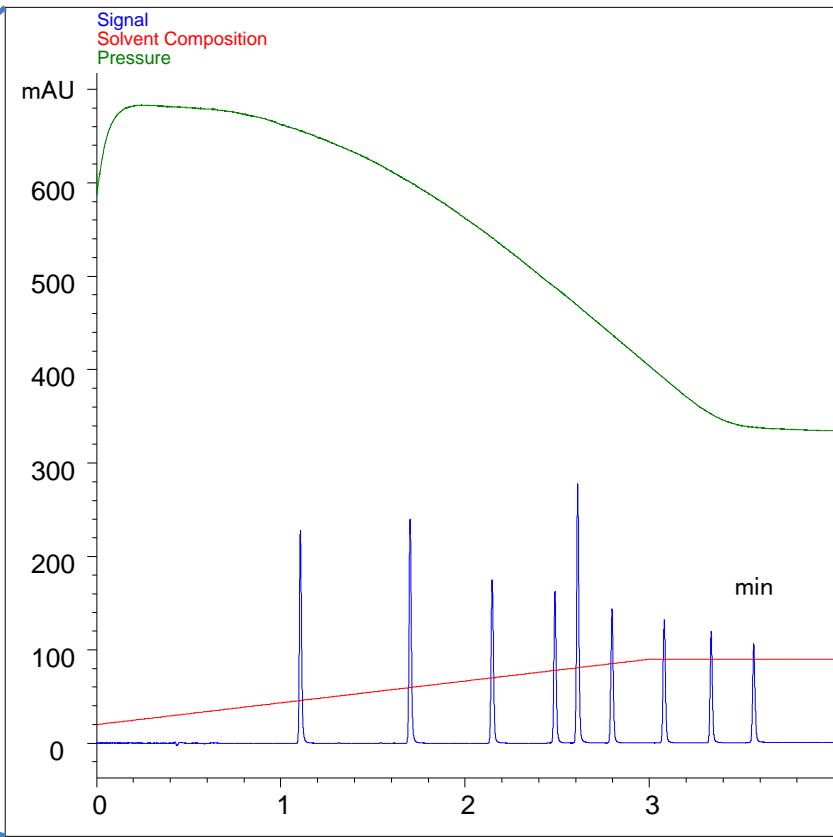
H. Poppe, J. Chrom. A., 778, (1997) 3-21

# According to:

J.H. Knox and M. Saleem. J. Chromatogr. Sci., 7, (1969), p. 614

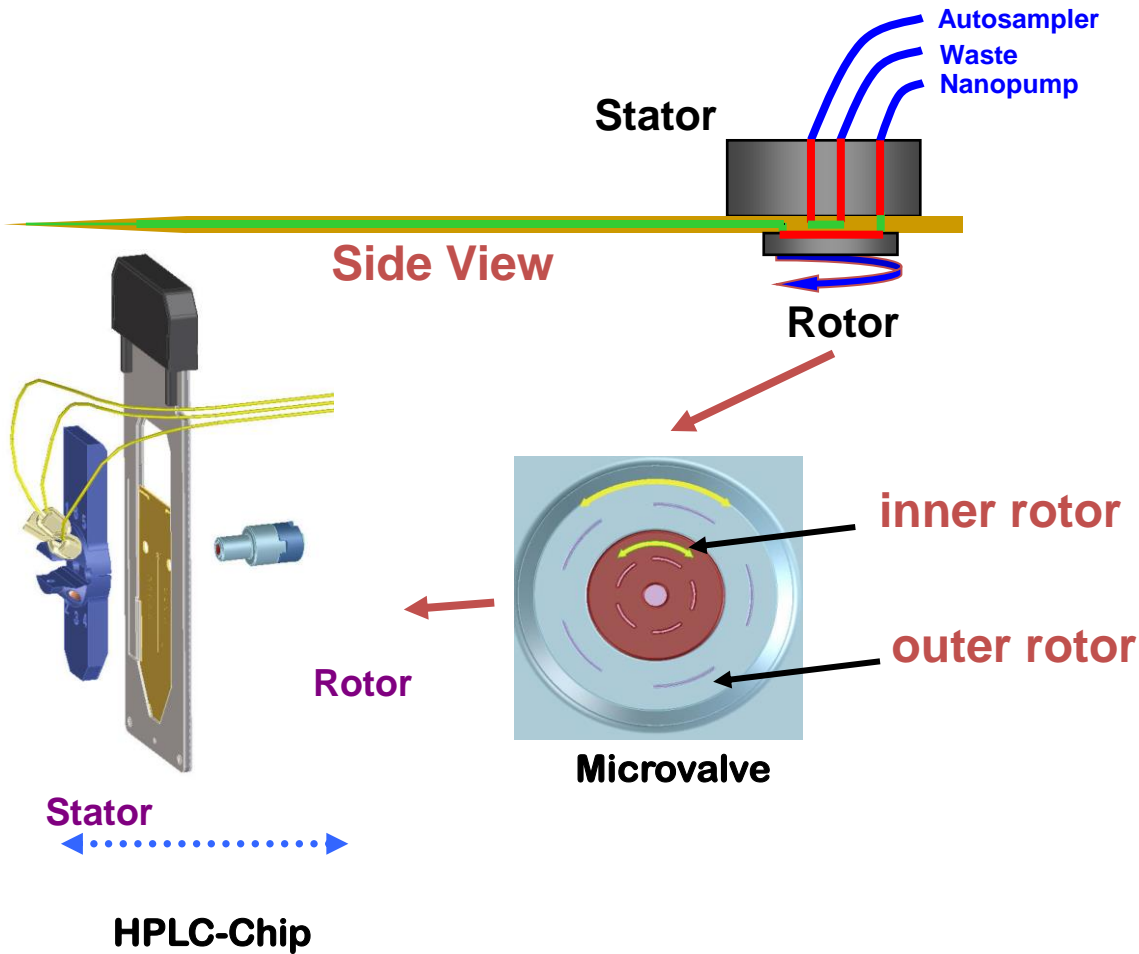
<b>200 bar</b>			
$N_r$	$t_0$	$d_p$	$L$
1000	0.2 s	0.5 $\mu\text{m}$	1.1 mm
<b>10000</b>	<b>20 s</b>	<b>1.7 <math>\mu\text{m}</math></b>	<b>35 mm</b>
100000	2000 s	5 $\mu\text{m}$	1100 mm
1000000	2.3 days	17 $\mu\text{m}$	35 m
<b>400 bar</b>			
1000	0.1 s	0.39 $\mu\text{m}$	0.78 mm
<b>10000</b>	<b>10 s</b>	<b>1.22 <math>\mu\text{m}</math></b>	<b>24.4 mm</b>
100000	1000 s	3.87 $\mu\text{m}$	774 mm
1000000	1.16 days	12.25 $\mu\text{m}$	24.5 m
<b>1000 bar</b>			
1000	0.04 s	0.25 $\mu\text{m}$	0.5 mm
<b>10000</b>	<b>4 s</b>	<b>0.77 <math>\mu\text{m}</math></b>	<b>15.5 mm</b>
100000	400 s	2.45 $\mu\text{m}$	490 mm
1000000	0.46 days	7.75 $\mu\text{m}$	15.5 m

# HPLC - 100+ Years after M.S. Tswett






# HPLC-Miniaturization



# Agilent Technologies Waldbronn - 2013



# Acknowledgements

- Prof. K.K. Unger, Seeheim, Germany
- Prof. K-P. Hupe, Baden-Baden Germany
- Dr. Günter Nill, Waldbronn, Germany
- Dieter Höhn, USA
- Colleagues @ Agilent Technologies, Waldbronn

- Is 1200 bar enough?
  - Theory predicts lessening gains with further pressure increase
  - Engineering effort for reliability will grow exponentially
  - Frictional heat problem mandate very narrow i.d. columns
- Address time/skill/reliability issues
  - Intelligent automation
  - Autonomous systems
  - Constant pressure HPLC